



## FEATURES

- 15.6" IPS LCD Screen (1920 x 1080 Resolution)
- Powerful ARM Processor (Optional Intel CPU)
- Android 11 OS (Optional Window 11)
- Anti-corrosion 316L Stainless Steel Chassis
- IP65 Water & Dust Protection
- 1 Emergency Stop Button
- 3 Programmable Buttons
- Sunlight-Readable Display
- Capacitive Touch Screen (Support Glove or Wet Touch)

The HMI-1500 is the ultimate rugged Control Panel, meticulously engineered for the harshest industrial environments. Its corrosion-resistant 316L stainless steel body ensures long-lasting durability, even in highly corrosive settings like car washes or food processing industries. With a sunlight-readable 15.6" IPS LCD display and capacitive 10-point multi-touch, it offers crystal-clear visuals and precise interaction, no matter if you are indoor or out in challenging conditions. Powered by Quad Cortex-A53 + Quad Cortex-A72 processor and running on Android 14 (optional Intel N200 CPU and Window OS), this device delivers seamless performance. Enhanced with an Emergency Stop Button and programmable buttons, the HMI-1500 is a reliable and adaptable command center designed to maximize safety and efficiency in demanding applications.

## SPECIFICATIONS

### RUGGEDNESS

IP Rating	IP65
ESD Protection	±8kV (Air), ±4kV (Touch)
EMC Test	Follows FCC

### SYSTEM

Processor	Quad Cortex-A53 + Quad Cortex-A72, 2.2GHz <b>Optional:</b> Intel CPU N200 CPU
GPU	Mali-G52 MC3 MP4 GPU
Memory	4GB LPDDR4 <b>Optional:</b> 8GB
Storage	32 GB <b>Optional:</b> 64GB / 128GB
OS	Android 14 <b>Optional:</b> Linux or Window 11

### DISPLAY

Screen Size	15.6" IPS LCD
Resolution	1920 x 1080
Brightness	800 nits
Touch Screen	Capacitive 10-Point Multi-Touch

### COMMUNICATIONS

Wi-Fi	WiFi 6 802.11 a/b/g/n/ac/ax
Bluetooth	Bluetooth V4.2

### POWER

AC Adapter	Input AC 100-240V, Output DC 12V 3A
------------	-------------------------------------

### I/O INTERFACE

Audio	<b>Optional</b>
Camera	<b>Optional</b>
Ports	1 x 1000M Ethernet 1 x USB 3.0 1 x RS485 1 x DC in
Buttons	Power On/Off Button, Support 10s Hard Reset 3 x Programmable Buttons 1 x Emergency Stop Button

### MECHANICAL

Chassis	Front Chassis: 316L Stainless Steel Rear Chassis: 316L Stainless Steel Mounting: 100mm x 100mm VESA Mount
Dimensions	417 x 288.5 x 46mm

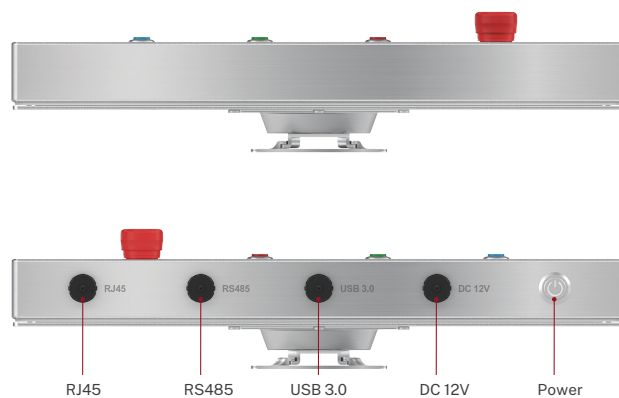


### ENVIRONMENTAL

Temperature:	
- Operation	0°C to 50°C
- Storage	-20°C to 60°C
Humidity	10% to 90% Non-condensing

### REGULATORY

Certification	FCC, RoHS Compliant
---------------	---------------------

## DIMENSIONS AND SYSTEM LAYOUT



## MARKET & APPLICATIONS

**Food & Beverage Manufacturing Industry**

**Automatic Car Wash Systems**

**Outdoor Industrial Operations**

**Pharmaceutical and Chemical Manufacturing**

**Agricultural and Farming Equipment**

**Oil and Gas Industry**

